

All the technical data and information contained herein are subject to change without notice.

P/N	ESLF-S245BW	DATE.	'03-10-10	
DWN.	M.Uchida	DATA-No.	2MT43286	1

2012 Size

Chip Multilayer Diplexer for Bluetooth/W-LAN

ESLF-S245BW

Ver.C

3rd Sample DATA

CONFIDENTIAL

The contents of this document is the property of Hitachi Metals Ltd. and may not be communicated to any other party in any form without the prior written contents of Hitachi Metals Ltd..



P/N	ESLF-S245BW	DATE.	'04- 2- 4
DWN.	M.Uchida	DATA-No.	2MT43286 1

Shape & Size



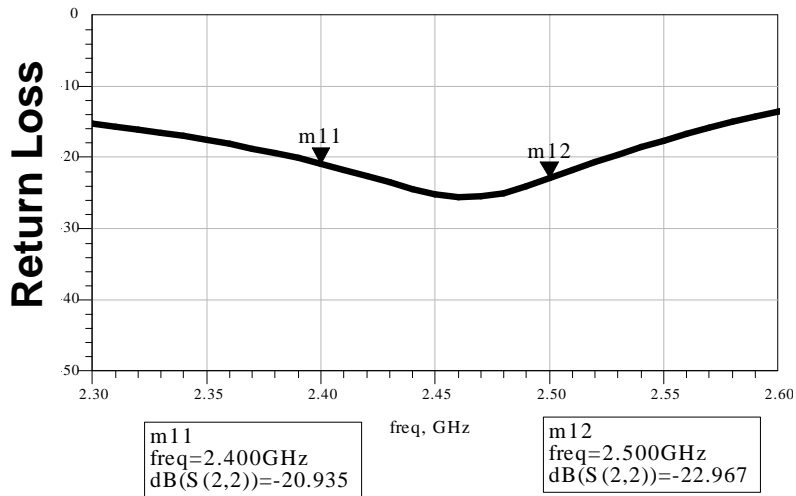
Specifications(Temporary)

Frequency Range	f1:2400-2500MHz	Attenuation in f2 Lower <=>Common	25dB Min.
	f2:4900-5900MHz		
Insertion Loss in f1 Lower<=>Common	0.6dB Max.(at 25deg.C)	Attenuation in f1 Higher <=>Common	25dB Min.
	0.65dB Max.(at -35 ~ +85deg.C)		
Insertion Loss in f2 Higher<=>Common	1.0dB Max.(at 25deg.C)	Power Capacity	3W Max.
	1.1dB Max.(at -35 ~ +85deg.C)	Temperature Range	-35to+85deg
Return Loss (all port)	8.5dB Min.		

"All the technical data and information contained herein are subject to change without notice."

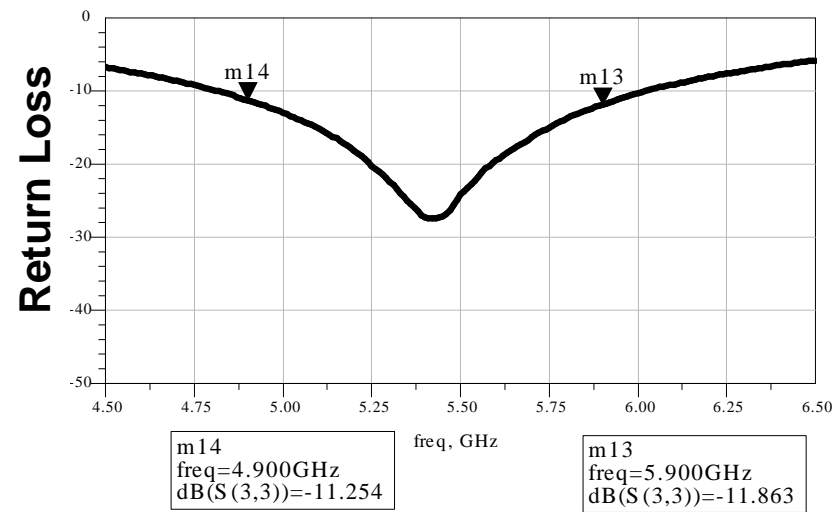
ESLF-S245BW 3rd Sample DATA

Lower Port

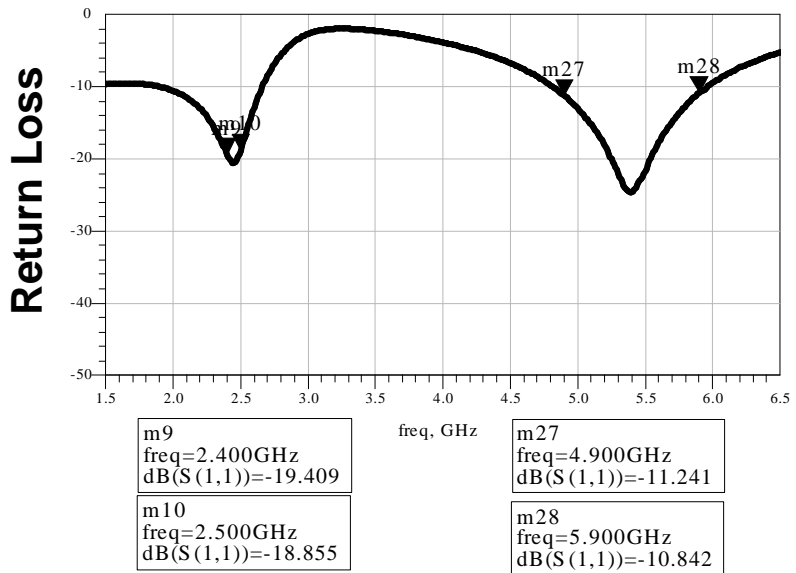


P/N	ESLF-S245BW	DATE.	'04- 2- 4
DWN.	M.Uchida	DATA-No.	2MT43286
			1

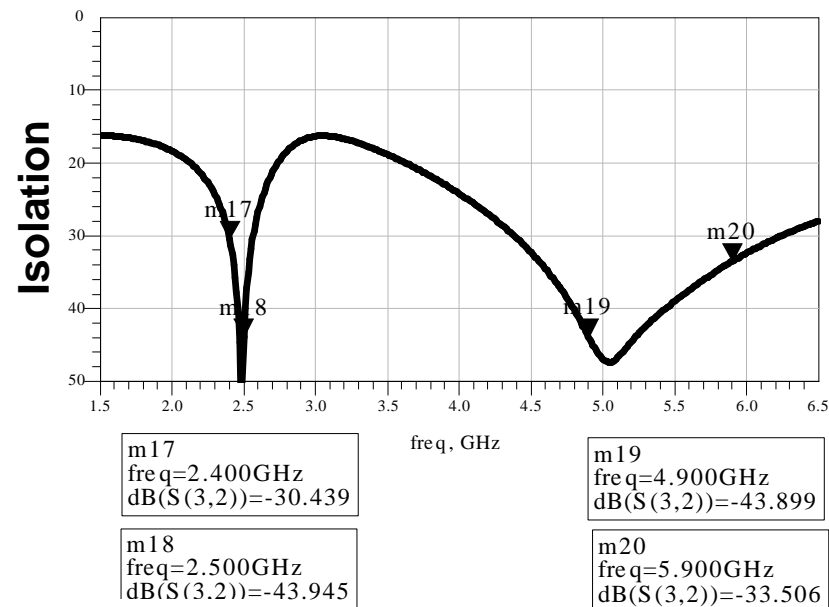
Higher Port



common port



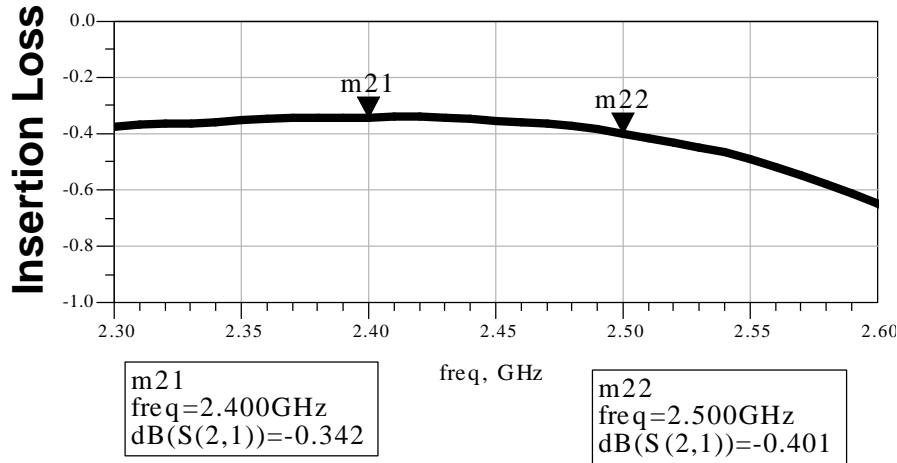
Lower Port ↔ Higher Port



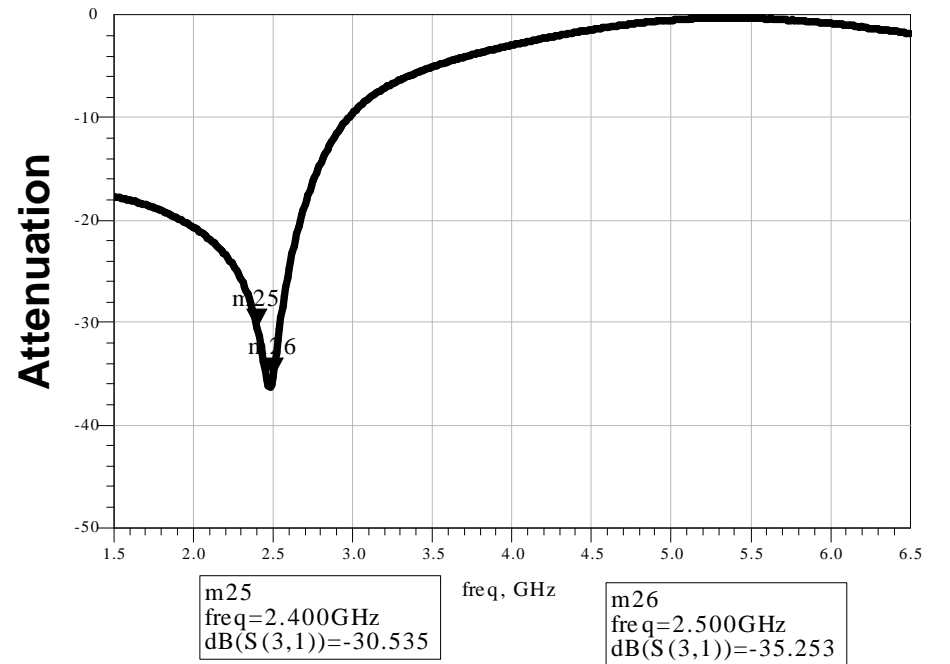
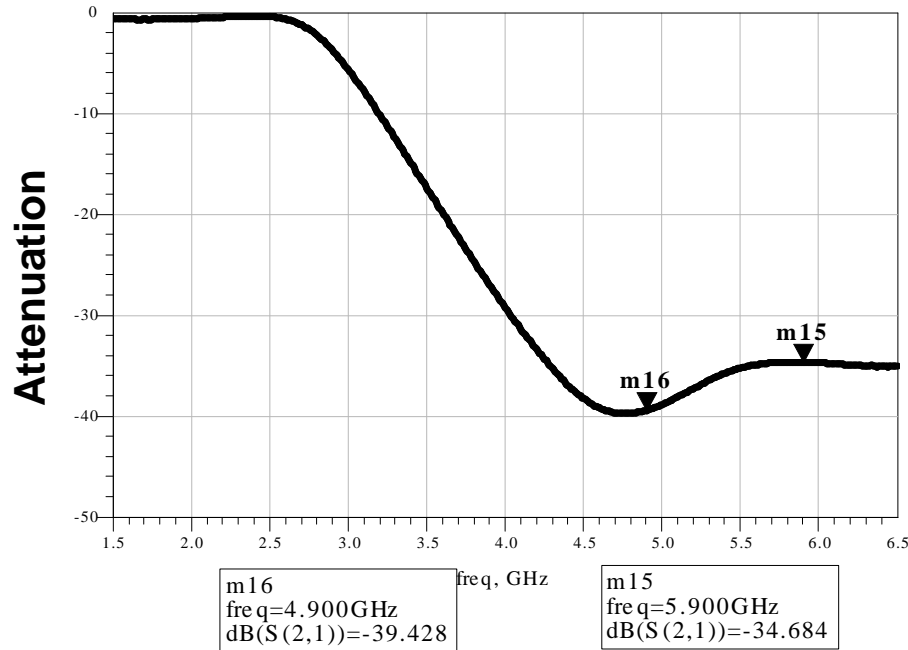
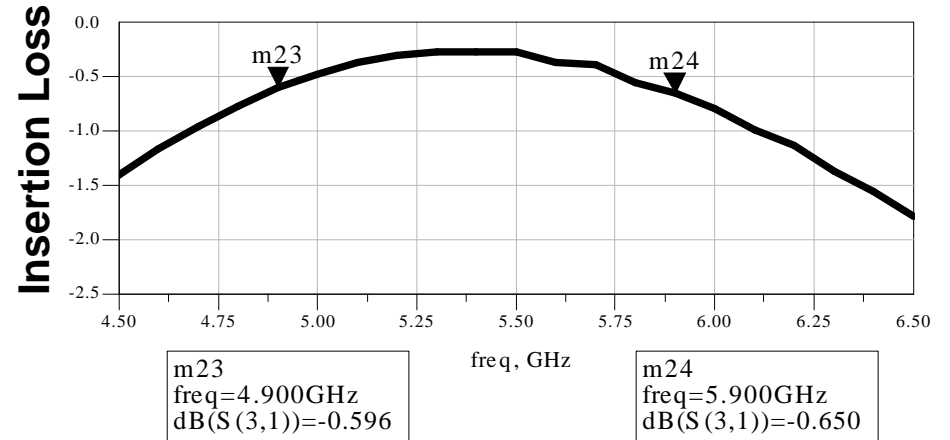
ESLF-S245BW 3rd Sample DATA

P/N	ESLF-S245BW	DATE.	'04- 2- 4
DWN.	M.Uchida	DATA-No.	2MT43286

Lower Port ↔ common port

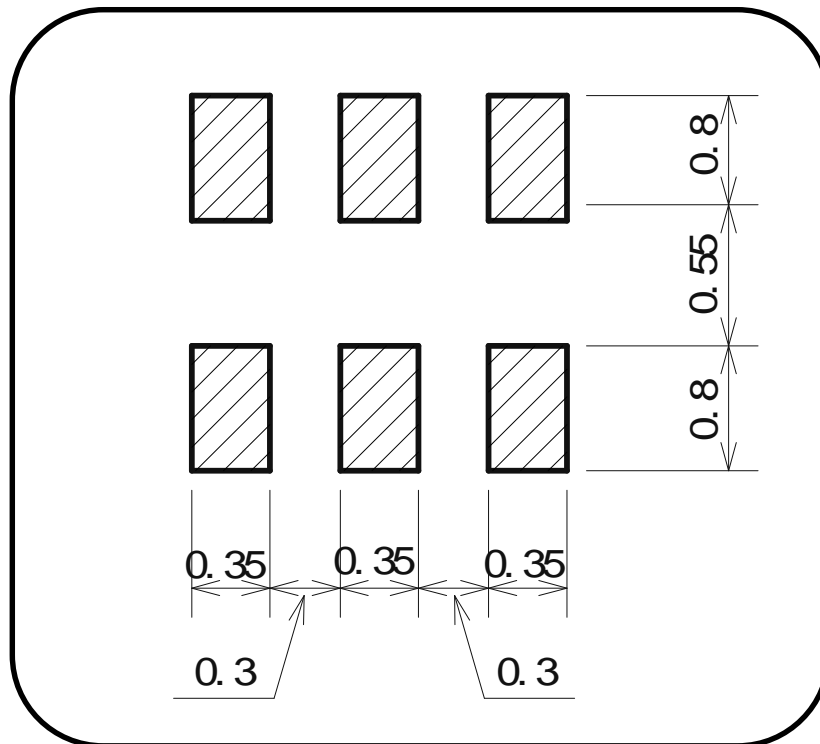


Higher Port ↔ common port



P/N	ESLF-S245BW	DATE.	'04- 2- 4
DWN.	M.Uchida	DATA-No.	2MT43286

Foot Pattern



Foot Pattern Example

